




# ENGLISH

1

SAMPLE





Published By:

.....  
.....  
.....

**Copyright**

**Acknowledgments :**

All rights reserved. No part of this book may be reproduced or used in any manner. All the products in this book are trademarks, registered trademarks or trade names of their respective owners. Any breach will entail legal action without further notice.

**Registered Office :**

**Design Consultant :**

**Editone International Pvt. Ltd.**

**Published By :**

**Versatile Publications.**

**Printed By :**

# Preface

---



SAMPLE

# Contents

| S. No. | Chapter Name                   | Page No.  |
|--------|--------------------------------|-----------|
| 1.     | The Little Plant               | 5         |
| 2.     | Fun at School                  | 9         |
| 3.     | A Visit to Delhi               | 16        |
| 4.     | Good Manners                   | 24        |
| 5.     | A Visit to Uncle's Farm        | 28        |
| 6.     | Festivals of India             | 36        |
| 7.     | Friendship                     | 44        |
| 8.     | The Witty Crow                 | 48        |
| 9.     | Zoo                            | 55        |
| 10.    | My Selfie                      | 62        |
| 11.    | The Story of A Fox and A Crane | 67        |
| 12.    | Dinner with Father             | 74        |
| 13.    | Machines all Around            | 82        |
| 14.    | Best friends                   | 86        |
|        | <b>Model Test Paper-1</b>      | <b>93</b> |
|        | <b>Model Test Paper-2</b>      | <b>95</b> |



# The Little Plant



## Learning Objectives

- Seeds grow into plants.
- Nature is beautiful.

In the heart of a seed  
**Buried** deep, so deep,  
A dear little plant  
**Lay fast asleep!**

"Wake!" said the sunshine  
"And **creep** to the light!"  
"Wake!" said the voice  
Of the raindrops bright.

The little plant heard,  
And it **rose** to see  
What the **wonderful**  
Outside world might be.

*-Kate Louise Brown*



## Find Meaning

|                        |                        |                  |                                  |
|------------------------|------------------------|------------------|----------------------------------|
| <b>buried</b>          | : hidden in the ground | <b>wonderful</b> | : lovely                         |
| <b>lay fast asleep</b> | : slept in peace       | <b>creep</b>     | : (here) to come out of the soil |
| <b>rose</b>            | : (here) came out      |                  |                                  |



## EXERCISES

### Creative Expression

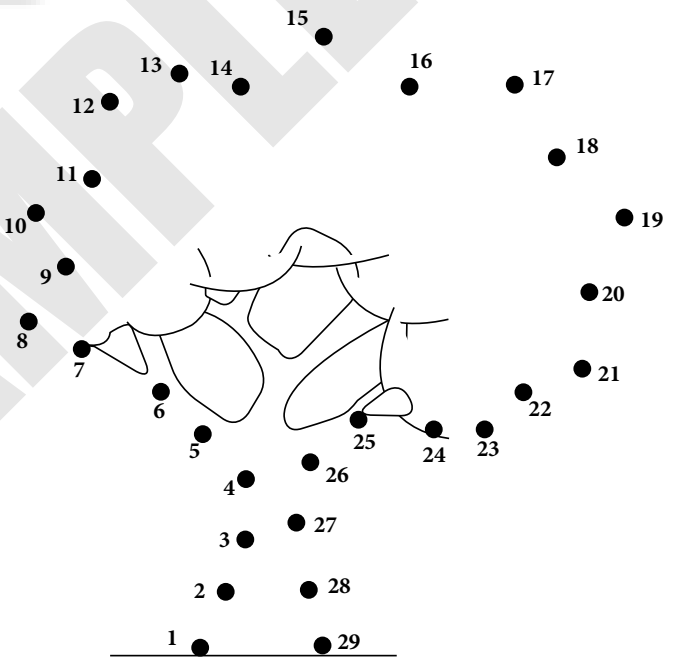
*Tell Your Story*

You go to the park to play with your friends. There are many trees and plants. What do you feel when you see a plant or a tree? Share with your classmates.

### CROSS-CURRICULAR CONNECT

### Learning by Doing

Join the dots. Colour the picture.



### Exercise Time

A. Answer the following questions.

- How does a seed grow into a plant?
- What does the sunshine say to the seed?
- What does the voice of raindrops say?

**B. Fill in the blanks with the correct words.**

- a. In the ..... of a seed  
..... deep, so deep,  
A dear ..... plant  
Lay fast .....!
- b. The little plant .....,  
And it ..... to see  
What the .....  
..... world might be.



 **Let's enjoy the poem**

**A. Read the poem and to make a rhyme using five new words.**

**B. Find their meanings.**

- a. Heart .....
- b. Deep .....
- c. Bright .....
- d. Heard .....



**C. Tick the right options.**

- a. What is buried deep?  
(i) seed       (ii) plastic bag
- b. Who says the plant to creep to the light ?  
(i) cloud       (ii) sunshine



## D. Match the following.



Cloud

Sun

Rain



## COMMUNICATION

### Writing Skills

Complete these sentences about a friend. Use words from the box.

**Amar school like hair play friend**

- I have a .....
- His name is .....
- He has curly .....
- We go to ..... together.
- We ..... under the mango tree.
- I ..... my friend.

### Reading Skills

Read the riddle given and solve it. Let's see how smart you are!

What is the first  
thing  
a gardener plants  
in the garden?



# Fun at school




## Learning Objectives

- Understand the importance of the schools.
- Analyse the values of a village school.

### Warm-up

Mili walks to school with her little brother Alex. But today, she is walking alone as her brother is sick with a cold and on leave. She loves going to school. Help Mili reach her school.





bus to drop them to school.  
They go to school by walking.  
They walk past a **bridge**. It is  
made up of bamboo.

Akash and Ananya live in  
a small village with family.  
They go to school **together**  
everyday. The small school in  
the village does not have many  
resources. There is no school



They swiftly climb the little  
hill on the way. They reach  
school on time by running  
down the hill.



They feel happy.  
Akash and Ananaya  
enter the school lobby.





They see their friends Rahul, Sana, Ram, Raj and Piyush in the school lobby.

Akash and Ananya meet their friends and wish them.

In the mean time the school peon. Monu rings the school bell.

The children rush to their classrooms. The classrooms are made of raw bricks and cement. The teacher enters the classroom.



I'll paint it nicely using my brush and water colours.

I'll too paint it nicely

Hey, look! There rings the school bell. It's time to go to our classroom.

Let's go to our classroom.



She tells the children to paint a picture of a town. The children start painting using brush and water colours.


Children love playing in the school ground during lunch-time.

When the recess is over children return to the classroom.

This is their English



Children! Do you know, when is your English class test



period. Mr. Kapoor, their English teacher, is teaching them English.

The children are answering question asked by their teacher.

The school bell ring again. It is the

sign for the children that the school is over. All children are very happy. They are going back to home. The children are talking with each other.



### Find Meaning

|                 |  |                   |                          |
|-----------------|--|-------------------|--------------------------|
| <b>together</b> | : at the same time                               | <b>facilities</b> | : a place or convenience |
| <b>compound</b> | : area or lobby                                  |                   |                          |
| <b>bridge</b>   | : structure carrying a road, path, railway, etc. |                   |                          |

## EXERCISES

### Creative Expression

*Tell Your Story*


Do you like school and your friends? What do you do at school?  
Tell me about your feelings towards your classmates.

## CROSS-CURRICULAR CONNECT

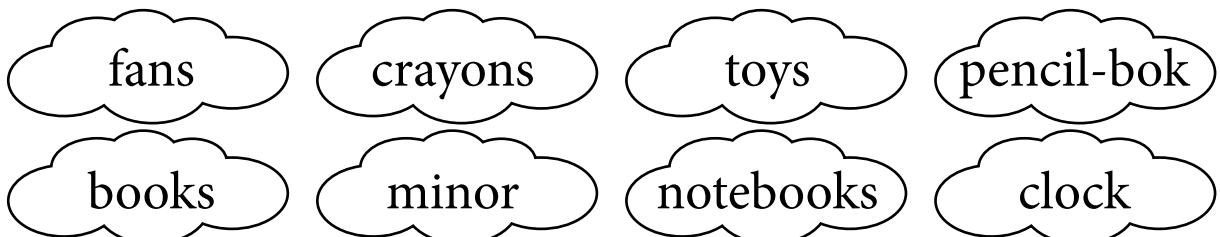
### Learning by Doing

A. Help Praful get ready for the school.

Number these pictures correctly.



B. What do you carry in your bag? Colour the correct cloud with different colours.



### C. Tick (✓) your answer.

Teacher has asked a question.

You know the answer you will

- Speak out the answer loudly before anyone
- Raise you hand and wait for your turn.



### Critical Thinking

*Let's Play a Game!*

**Describe the colour of your school uniform**

Shirt : .....

Skirt/trousers : .....

Shoes : .....

Belt : .....

Tie (if any) : .....

Paste your photograph in school uniform.



### Exercise Time

#### A. Answer the following questions.

- Where are Akash and Ananya going?
- What activities do the children do in the recess?
- What did the children paint in school?
- Who is their English teacher?



**B. Find their meanings.**

- a. Raw-bricks .....
- b. Recess .....
- c. Return .....



**C. Fill in the blanks with the correct words.**

- a. Where do.....?

Ans. Ayan and Ananya live in a village.

- b. Which school ..... to go ?

Ans. They to to the village school.

- c. Who .....

Ans. Ramu rings the school bell.



**D. Tick the right options.**

- a. Akash and Ananya live in a (village/city)
- b. They (walk/skip) to school.
- c. They reach school (late/on time).
- d. They have (work/fun) at school.

**E. Match the following.**

- |             |         |
|-------------|---------|
| 1) Bridge   | Paper   |
| 2) Notebook | Clothes |
| 3) Uniform  | Bamboo  |





3

# An Escape to Delhi



## Learning Objectives

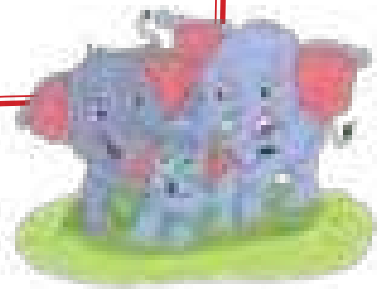
- Having fun with the family on vacations.
- Discussing our national capital.

### Warm-up

Family is important. We love our family members.



Paste a photo of your family



Mom, it is summer vacation. So, we shall go to Delhi.



You are right dear amol. We should go there. Let me talk to your father regarding it.

Amol wants to go to Delhi this summer vacation. What do you say?



I know it and had planned accordingly. We will go there tomorrow. The tickets are with me.

Amol, we will leave for Delhi tomorrow.



Mom, what about grandparents?

They will also go with us. Now, start packing your bag for the journey.

It's Monday.

What day is it today, Papa?

We shall reach Delhi on Thursday.

When shall we reach Delhi?



Amol is going to Delhi with his parents and grandparents. They are going by train. They go to the railway station. They get into the train. All passengers take their seat. The train starts moving.

Amol looks out of the window. He see cows, trees, fields and people. It is night. They sleep on their berths. Next day, they reach Delhi. The train is at the station now. Amol is excited to go around and see all places.



First of all, they go to a hotel. They take rest the whole day.



On Friday, they go to see the Lotus Temple.



On Saturday, they go to see the Qutab Minar.



On the same day, they go to see the Red Fort and Akshardham Mandir

On Sunday, they go for shopping.



After enjoying a nice trip, Amol returns to Chennai with his parents and grandparents.



### Find Meaning

**regarding** : relating to  
**accordingly** : as per the rules, orders, etc.  
**journey** : travelling trip

**reach** : arrived  
**planned** : prepared  
**recess** : break

## EXERCISES

### Creative Expression

*Tell Your Story*

Have you ever been to a different city or country with your family during summer vacations? Share your experience with your teacher and classmates.

### CROSS-CURRICULAR CONNECT

### Learning by Doing

Read the given sentences. Can you do any such activity with your parents?

Father is driving.

Father and girl are buying clothes for needy people.

**A. Underline the naming words in the following sentences.**

1. I like to play with my mother.
2. My sister likes to dance.
3. He is a doctor.
4. Our uncle is tall.



**B. Fill in the blanks with 'I am', 'he is' or 'she is'.**













1. My name is Arun. .... a good boy.
2. Asha is my sister. .... four year old.
3. My uncle is a police officer. .... a brave man.
4. Mrs. Sharma is my class teacher. .... very pretty.




# Critical Thinking

Let's Play a Game!

To complete the puzzle, number the dotted picture into appropriate box. Each picture must appear once.

|   |   |  |  |
|---|---|--|--|
|    |    |  |   |
|    |   |    |   |
|   |   |   |  |
|  |  |  |  |



# Logical Decision

If you have travelled by plane, write down what you have to do before boarding the plane as soon as you reach the airport.



The first thing is:

1. Go to the counter of the airlines with which you have booked the ticket and obtain your boarding pass.

2. ....

3. ....

4. ....

5. ....

 **Exercise Time**

**A. Answer the following questions.**

1. Where does Amol live?
2. Where does Amol's family go for a holiday?
3. By which means of transport do they go to Delhi?
4. When do they reach Delhi?
5. Which places do they visit on Friday?

**B. Find their Meaning.**

- a. Passengers .....
- b. Berths .....
- c. Excited .....



**C. Fill in the blanks with the correct words.**

**Friday    berths    Saturday    window**

1. Amol looks out of the.....and sees cows, trees, fields and peopel.



2. They sleep on the their .....
3. They go to see the Lotus Temple on .....
4. They see the Red For on .....

**D. Tick the right options.**

1. On which day does Amol's family board the train?  
 (i) Sunday  (ii) Monday  (iii) Tuesday
2. Where do they take rest for the whole day?  
 (i) in a tent  (ii) in a hotel  (iii) under a tree
3. Where do they go on Friday?  
 (i) To see Red Fort   
 (ii) To see Lotus Temple   
 (iii) To do shopping



**Conceptual Understanding**

**You might have travelled by train many times. Mention 5 things that you see at a railway station.**

1. ....
2. ....
3. ....
4. ....
5. ....



# Good Manners




## Learning Objectives

- Understanding the importance of good manners.
- Benefits of good manners.

Water and soap will make you sweet;  
Brush and comb will keep you neat;  
But "Thank you', Please', and 'Pardon me',  
Will make a sweeter child of thee.

With clothes that have no spot or rent,  
With shoes that time, be not content,  
But polish up your manners, too;  
Make courtesy a part of you!

*-Florence A Richardson*



## Find Meaning

|                |                            |                 |                      |
|----------------|----------------------------|-----------------|----------------------|
| <b>thee</b>    | : you                      | <b>creep</b>    | : happy              |
| <b>rent</b>    | : a tear in a cloth        | <b>courtesy</b> | : polite behaviour   |
| <b>manners</b> | : the way you do something | <b>content</b>  | : happy or satisfied |

## EXERCISES

### A. Answer the following questions.

- What is the name of the poet?
- What are the magical words?
- Why is courtesy important?

### B. Find their meanings.

- Neat .....
- Pardon .....
- Polish .....
- Shine .....



### C. Fill in the blanks with the correct words.

- But 'Thank you', ..... and .....  
Will make a sweeter child of thee.
- But ..... up your manners, too;  
Make courtesy a part of you.

### D. Tick the right options.

- What do you use to wash your hands?  
i. water  ii. soap  iii. Both a and b
- What do you say when you make a mistake?  
i. thank you  ii. please  iii. sorry
- How should we wear our clothes?  
i. Unioned  ii. Tidy  iii. Untidy

## E. Match the following.

a. raise your hand before talking




b. pray to God



c. share toys



d. be a good listener



## F. Let's Enjoy the Poem

Draw and name three objects that you and your friends share with each other.

## COMMUNICATION

### Writing Skills

### Writing Skills

Circle the adjective and underline the nouns it describes:

1. Danny caught the red ball
2. The dog found a large stick.

3. My mom is a pretty lady.
4. The little tree is easy to climb.
5. Lisa likes rides in fast cars.

Adjectives are words that describe nouns

Write a sentence describing a person and circle the adjectives.

.....

.....


.....

Write a sentence describing a thing and circle the adjectives.

.....

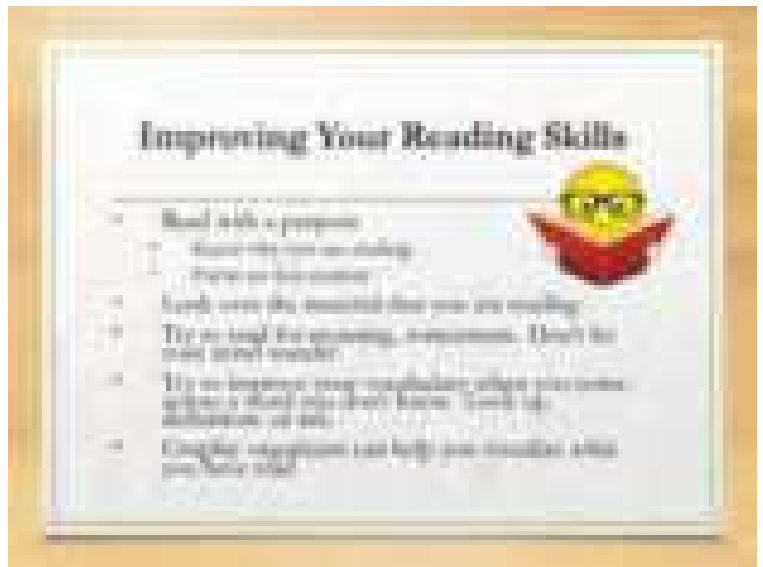
.....

.....

 **Reading Skills**

**Reading Skills**

We say "Thank you"  
 We say, "Please,"  
 And "Excuse me,"  
 When we sneeze,  
 That's the way  
 We do what's right,  
 We have manners.  
 We're polite.





5

# A Visit to Uncle's Farm



## Learning Objectives

- Evaluating the difference between a city and a village with a farm.
- Discussing the importance of farms.

### Warm-up

The farm animals have hidden all of the question marks. Find and circle all of them.



### Instruction for Discussion

- Ask children to identify animals in the farm.
- Let them participate in classroom discussion about a farm house.

It is Sunday today. Sumit and Liza's parents are at home.

Your uncle has invited us to his farm today.

Fine papa! We will have fun with Jay and Pooja.



They drive out of the city in their car.

Where is the farm papa?

It is not far from here. We will be there soon.



At last they reach the farm. There are **fields** of wheat and mustard all around. There are many trees also.



Jay and Pooja are waiting for them. Sumit and Liza are very happy to see their friends. The children have fun at the **farm**. They played and enjoyed.

Soon, it is time to go home.

They thank their friends. They **wave** them bye and wished them to take care of themselves. Then, they get into their car and leave that lovely place.

### Find Meaning

- farm** : a piece of land used for growing crops  
**fields** : a piece of land put into growing crops  
**wave** : to move your hands and greet someone

# EXERCISES

## Creative Expression

*Tell Your Story*

Imagine you are a farmer; which animals would you pet and why? Fill in the table according to your choice.

| Animals (Pets) | Reasons |
|----------------|---------|
| 1.....         | .....   |
| 2.....         | .....   |
| 3.....         | .....   |

## CROSS-CURRICULAR CONNECT

## Learning by Doing

A. Re-write these sentences using pronouns instead of nouns. One has been done for you.

- 1. Mr. Agarwal is a teacher. Mr Agarwal teaches English.  
Mr. Agarwal is a teacher. He teaches English.
- 2. Peacock is a beautiful bird. Peacock is our National Bird.  
.....
- 3. Soumya and Surya study is class I. Soumya and Surya are intelligent boys.  
.....
- 4. I live in Delhi. Delhi is big city.  
.....



5. Mrs, Sharma is a doctor. Mrs. Sharma treats the patients.

6. Mango is a fruit; Mango tastes delicious.

**Critical Thinking**

*Let's Play a Game!*







Let us play the crossword game with the help of the given hints.

Cow, Rooster, Bull, Rabbit, Duck,  
Dog, Horse, Cat, Goose



**Logical Decision**

Write safe or unsafe for the things you can play with on a farm.

|   |                |   |
|---|----------------|---|
|  | .....<br>..... |  |
|  | .....<br>..... |  |
|  | .....<br>..... |  |

**Exercise Time**

**A. Answer the following questions.**

- a. Where did the family go?
- b. Who invited the family to the farm?
- c. Who were waiting for the family?
- d. What fields did the children see at the farm?




**B. Find their meanings.**

- a. Place .....  
.....
- b. Crop .....  
.....
- c. Around .....  
.....

**C. Fill in the blanks (giving details about your best friend)**

- a. His/Her name .....
- b. His/her father name .....
- c. He/She studies in class .....
- d. His/Her telephone no. ....
- e. I like my friend because .....

**D. Match the following.**



Cattle

Egg

Car

**E. Tick (✓) the correct option.**

- a. On which day, did Sumit and Liza go to their uncle's farm with their parents?  
(i) Monday  (ii) Wednesday  (iii) Sunday
- b. Who of the following were Sumit and Liza's friends?  
(i) Jay  (ii) Pooja  (iii) Both a & b
- c. In which vehicle did Sumit and Liza go to their Uncle's Farm?  
(i) Motorbike  (ii) Car  (iii) Bus

d. Who of the following drove the car?

(i) Sumit

(ii) Liza

(iii) Sumit's  
Father

### Conceptual Understanding

Rearrange these words to make meaningful sentences.

1. was tall the tree

.....

2. for you fruits are good

.....

3. on the crops grow field

.....

### COMMUNICATION

### Writing Skills

A. Read these words. Choose any four words to make sentences  
Ask for the help of your English teacher.

**making**

**selling**

**reading**

**eating**

**buying**

**drinking**

**writing**

**skipping**

1.

.....

2.

.....

3.

.....

4.

.....



# Festivals of India






## Learning Objectives

- Talking about different festivals.
- Evaluating the essence and importance of having a good time with our families.

### Warm-up

We celebrate festivals with numerous objects like sweets. Tick those that remind you of festivals.





The people of Friends Colony are happy today. They are celebrating Diwali together. All the houses in the colony are clean white washed.

People have decorated their houses with flowers, candles and lamps. We see tiny lamps in front of many houses. Ms Sharma is distributing sweets to everyone. Ashok, Harpreet, Rahil, Paul and Swati are enjoying the sweets. They say, "Thank you ! Aunty"

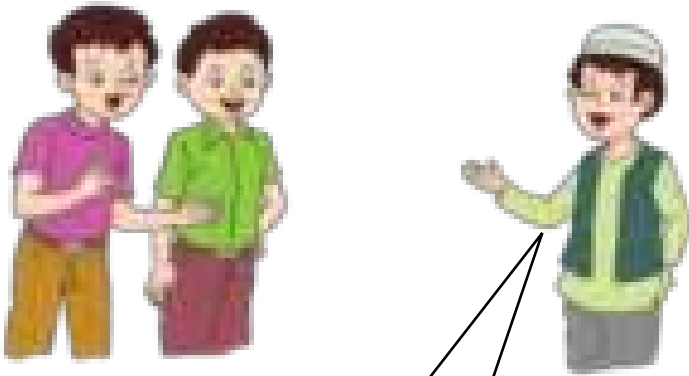
Diwali is called the festival of lights.



We also decorate our houses with lights on Christmas.



How do you celebrate Eid, Rahil?



We offer Namaz in the mosque on this day. Mother prepares a lot of sewaiyan and snacks. I'll feel good if all of you come and share those with us.



We also celebrate Guruparv with great pomp and show. On this day, we got to Gurudwara and offer prayers. We eat from a common kitchen. It is called Langar. Please come and share Langar with us on this festival.



### Find Meaning

- pomp** : a show of wealth and splendour  
**prepare** : make  
**decorate** : to make more attractive by adding beautiful or festive things

## EXERCISES

### Creative Expression

*Tell Your Story*


Share how you and your family celebrate dussehra with your classmates.



### CROSS-CURRICULAR CONNECT

### Learning by Doing

Your teacher wants all the students to take a pledge because of the noise created during recess. Write a pledge on Dove that you will always follow the path shown by Mahatma Gandhi. Your teacher will help you to write it.





# Critical Thinking

Let's Play a Game!

Let's play the crossword puzzle and see who is the smartest and fastest among all. Good Luck!

### Across

- 1. One of Santa's Reindeer
- 3. Santa's Helpers
- 5. December 25th is .....
- 7. Christmas Drink
- 10. The name of a popular snowman

### Down

- 2. Christmas Month
- 4. He hates Christmas!
- 6. You hang them by the chimney
- 8. On Christmas morning we unwrap our .....
- 9. .... to the world!





## Logical Decision-making

On Diwali; people burst crackers. It causes pollution. Our environment is our major concern. We should try not to pollute or harm it. Look at the pictures given below and answer the following questions.



Observe both pictures carefully and logically decide how we can keep our environment clean on Diwali? What are the steps we should take to live in a clean atmosphere?



## Exercise Time

### A. Answer the following questions.

- Why are the people of Friends Colony happy?
- Who are enjoying the sweets?
- Whose mother prepares a lot of sewaiyan and snacks on Eid?
- Write the names of all the festivals discussed.



**B. Find their meanings.**

- a. Distributing .....
- b. Tiny .....
- c. Sweets .....

**C. Fill in the blanks with the correct words.**

- a. People decorate their houses using ....., ..... and ..... on diwali.
- b. We offer ..... in the mosque on eid.
- c. We go to ..... on gurpurab.

**D. Tick (✓) the correct option.**

1. The people of which colony were celebrating Diwali?
- (i) Asrani Colony
  - (ii) Lodhi Colony
  - (iii) Friends Colony

**E. Match the following.**

**Column 'A'**

- 1. Diwali
- 2. Namaz
- 3. Common Kitchen

**Column 'B'**



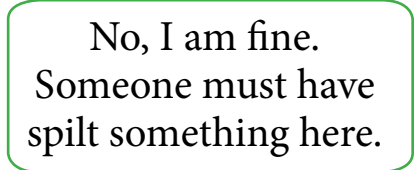
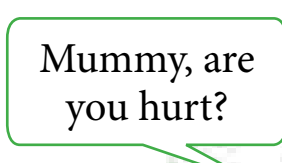
- a. Mosque
- b. Langar
- c. Festival of Lights

 **Conceptual Understanding**

Priya, a 10-year-old girl from Nagaland, is going to her grandparents' place for her summer holidays. She goes to the



market with her mother to buy a few things they need for the journey. Fill up the last space to complete the conversation.



## COMMUNICATION

### Reading Skills

Look at the picture and write for sentences about it.



.....

.....

.....

.....



# Friendship



## Learning Objectives

- Friendship is important.
- Sharing is caring.

I had a box of crayons,  
All **shiny**, straight and new.  
I **lent** a friend one crayon,  
And—oops— it **broke** in two!

My friend said she was sorry,  
But I said "I don't care,  
Because now we both we colour  
with one crayon—we can **share**!"



## Find Meaning

**shiny** : *bright*  
**lent** : *gave something to somebody for some time*

**broke** : *(here) separated into pieces*  
**share** : *use something together with someone else*



## Exercise Time

### A. Answer the following questions.

- What did the boy lend to his friend?
- What happened to the crayon?
- How did the friend feel?

### B. Find their meanings.

- Straight .....
- Sorry .....
- Care .....



### C. Fill in the blanks with the correct words.

- I lent a friend .....,  
And—oops—it ..... in two!
- My friend said she was .....,  
But I said “.....”.

### D. Tick the right options.

#### a. What did the child have?

- book
- crayons
- none of the above




**b. What happened to the crayon?**

- i. it broke
- ii. It got lost
- iii. both a and b

**c. How did the boy respond?**

- i. he didn't care
- ii. he got angry
- iii. he shouted at her

**C. Match the following.**



Book



Friends



Crayons



## Let's enjoy the poem

What is a summary of the poem? How can you write poem or a story is important in a better way.

Can you summarise this poem in three lines?

Ask your teacher how to write a summary of poems and stories before attempting this exercise.



## Writing Skills

Have you ever been out with your friends to a picnic? How did your picnic go? Write about it in your notebook in 10 lines.



## Reading Skills

Read the riddle given below and solve it. Best of Luck!

What costs nothing  
but is worth everything,  
weighs nothing, but can last a lifetime,  
that one person can't own,  
but two or more can share?



8

# The Witty Crow




## Learning Objectives

- Water is essential.
- We can handle hard situations with our intelligence.

### Warm-up

Everyone likes different food items. Match the animals with their favourite fruits.



### Instruction for Discussion

- Ask children which food item do they like and why?

Once, there lived a clever crow in the forest.

One summer it was very hot. It didn't rain for many days. The lakes and rivers were dry. The crows were about to die.

The clever crow said,

"There is no water, my friends. Let us go to a nearby city. I think we can find some water there".

"That is a good idea", said the other crows.

So all the crows flapped their wings.

They flew up into the air. They flapped and flapped. They went higher and higher. Soon they were flying above the mountains.

By the evening the crows reached the city.

They were tired and thirsty. But it was dark. So, they could not find any water. In the morning, the crows looked around for water.

But they could not find any water.



'Where is the water?' they cried.

'I will show you,' said the witty crow.

The witty crow found a big jug. He found some water at the bottom of the jug.

'Here is some water!' he cried.

The other crow laughed.

'The water is at the bottom of the jug', they cried. 'We cannot drink the water.'

'The witty crow found some pebbles.

He picked them up one by one with his beak. He dropped them into the jug. The clever crow worked hard all morning.

At last the water come to the top.

The witty crow drank some water.

Then asked his friend to drink too.



### Find Meaning

**clever** : intelligent

**flapped** : to move wings

**bottom** : the ground

## EXERCISES

### Creative Expression

*Tell Your Story*

Imagine you see a dog lying on the ground on a hot sunny day. It is not in a good condition and looks hungry and weak.

How would you help it?  
Share your answer with your friends.



## CROSS-CURRICULAR CONNECT

### Learning by Doing

Match the animals to their young ones.

- |          |           |
|----------|-----------|
| 1. sheep | a. kitten |
| 2. dog   | b. lamb   |
| 3. cat   | c. calf   |
| 4. cow   | d. cub    |
| 5. tiger | e. puppy  |



## Critical Thinking

*Let's Play a Game!*

What do you like to do?

Number the activities from 1 to 6. The one you like the most should be number 1.

..... hiking

..... riding a bike

..... swimming

..... having a picnic

..... climbing trees

..... going to the zoo

**Write the opposite.**

sunny ..... hot .....

wet ..... play .....

You made lemonade.

How many glasses do you think you can fill?

..... glasses of lemonade



## Logical Decision-making

**Arrange the sentences and figures according to the chapter's sequence.**

①



He tried to drink but the water was so little.

②



It was a hot day. There was a crow and he was so thirsty.

③



The crow had an idea. He put some pebbles into the big pitcher.

④



Suddenly, he saw some water inside a big pitcher.



## Exercise Time

### A. Answer the following questions.

- a. Where did the crows live?
- b. Why were the crows about to die?
- c. When did the crows reach the city?
- d. What did the witty crow find?
- e. How did the water come to the top of the jug?
- f. Were the other crows ashamed of their behaviour?
- g. What lesson did you learn from the story?

### B. Find their meanings.

- a. Advice .....
- b. Ashamed .....
- c. Pebbles .....



### C. Fill in the blanks with the correct words.

- a. Crows decided to go to a .....
- b. The clever crow found some .....
- c. Everyone drank water from the .....

### D. Tick the right options.

1. One summer
  - i. It was very cold
  - ii. It was very hot
  - iii. It was very windy



2. The witty crow asked his friends to go to the

i. mountain

ii. city

iii. village

3. The witty crow found

i. some pebbles

ii. a big stone

iii. a log

**E. Match the following.**



Mountains

Pebble

Sun

**Conceptual Understanding**


**A. What is the meaning or the moral of this chapter?**

.....

**B. What do you think other crows felt ashamed of?**

.....





# Zoo

## Learning Objectives

- Visiting a zoo.
- Knowing about different animals.

### Warm-up




Which animals can you see in the picture? Write down in blank space.

.....

.....



Reema and Sam in the zoo. It is a big park with lots of animals.

They saw a lion with its cub.




They took a ride on the elephant's back.

They saw a Giraffe.  
It was very tall.



They saw monkeys jumping from tree to tree. Tree leopard was resting in its den.  
Reema and Sam had great fun.



### Find Meaning


**fawn:** young one of a deer    **cub:** young one of a lion    **den:** where a leopard rests

## EXERCISES

### Creative Expression

*Tell Your Story*

Have you ever been to a zoo? How was your experience? Share the stories of your visit to a zoo with your friends and listen to their stories also. How many animals did you see in a zoo?



### CROSS-CURRICULAR CONNECT

### Learning by Doing

#### Reading Fluency

The



The apple

The apple is

The apple is red.

The



The elephant

The elephant is

The elephant is big.

The




The giraffe

The giraffe is

The giraffe is tall.

The



The hat

The hat is


The hat is brown.



## Critical Thinking

Let's Play a Game!

Circle the names of five animals in this word search.



|   |   |   |   |   |   |   |   |
|---|---|---|---|---|---|---|---|
| W | C | Y | E | H | M | A | S |
| D | R | M | J | N | I | J | C |
| K | A | N | G | A | R | O | O |
| E | B | L | I | O | N | F | W |
| H | O | R | S | E | E | T | E |
| Z | B | S | E | T | K | L | P |

A. Fill in the blanks. Choose from the names you have added in the word search.


- I live on land. I am a .....
- I live in water. I am a .....
- I live in a den. I am .....
- I am kept in a stable. I am a .....
- I am kept in a shed. I am a .....





## Logical Decision-making

Match the following on the basis of the foods that they eat.



SAMPLE



## Exercise Time


A. Answer the following questions.

- Who went to the zoo?
- Who was resting in its den?
- Who were jumping from tree to tree?
- Did the children have great fun?



**B. Find their meanings.**

- a. Resting .....
- b. There .....
- c. Park .....



**C. Fill in the blanks with the correct words.**

- a. A monkey lives in a .....
- b. A ..... lives in a den.
- c. We keep hens in a .....
- d. Turtles live in .....



**D. Tick (✓) the right options**

- a. Reema went to the
  - i. zoo
  - ii. park
  - iii. picnic
- b. Sam took a ride on a/an
  - i. lion
  - ii. elephant
  - iii. camel
- c. The cubs were with a
  - i. monkey
  - ii. horse
  - iii. lion
- d. \_\_\_\_\_ is a tall animal
  - i. rabbit
  - ii. giraffe
  - iii. goat



E. Match the following.



Sheep

What do we get from sheep?

Hen

What does a hen give us?

Cow

What does a cow give us?

**Conceptual Understanding**

Tick the correct pictures.

1. This Animal lives on land. a.



b.



2. Bees live here. a.



b.



3. We keep cows here a.



b.





# My Selfie

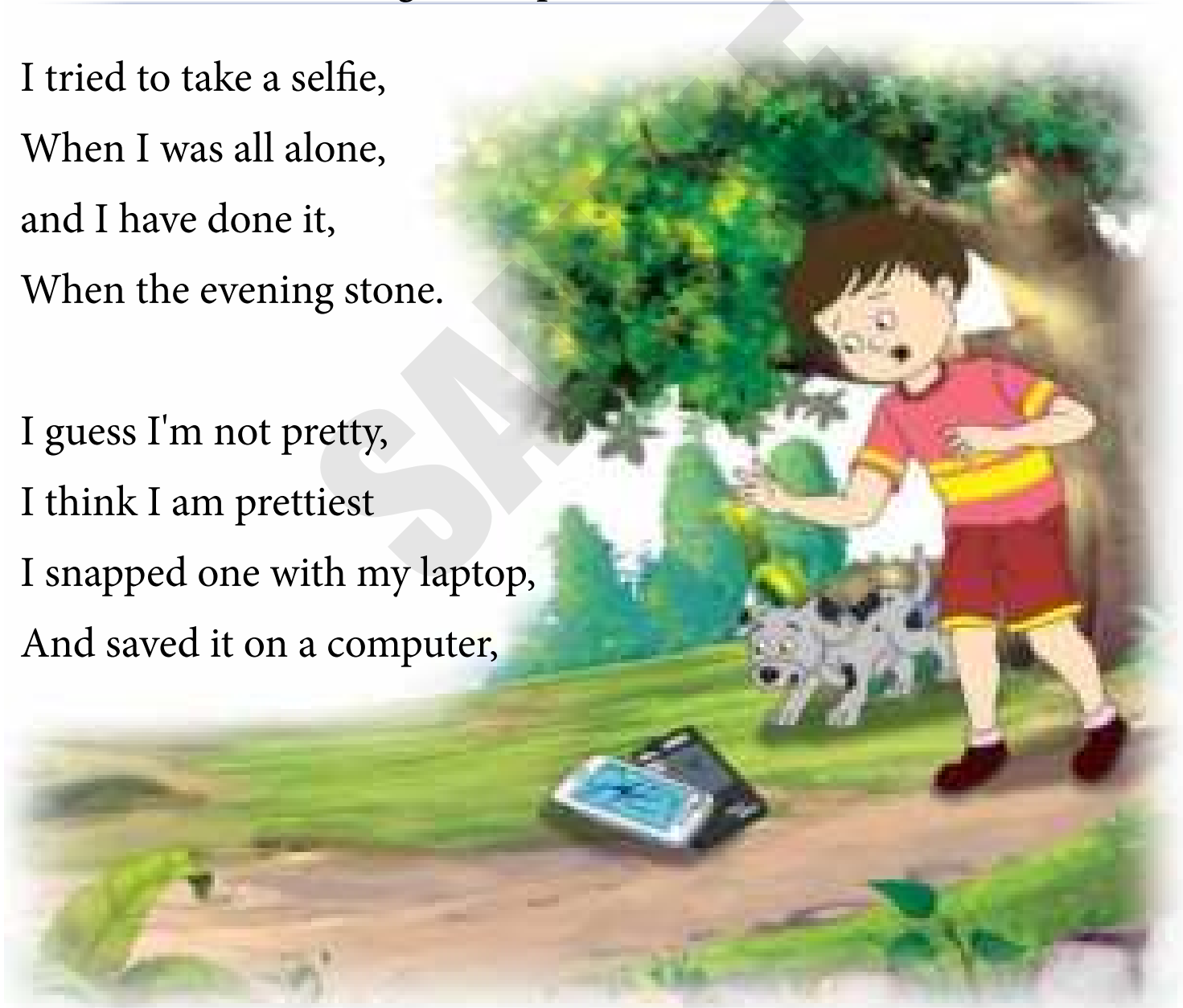


## Learning Objectives

- Talking about different devices that click pictures.
- Understanding the importance of self-love.

I tried to take a selfie,  
When I was all alone,  
and I have done it,  
When the evening stone.

I guess I'm not pretty,  
I think I am prettiest  
I snapped one with my laptop,  
And saved it on a computer,



I clicked with my father's camera,  
My mother's iPad tool;  
This is no difficult,  
I know it how to do.



At last I got few selfies,  
Perhaps the best ones yet;  
I posted them online today,  
It broke the Internet.



### Find Meaning

**Internet** : an electronic communication

**Clicked** : to make a short sharp sound

**Saved** : to keep somebody saved

**Selfies** : a photograph that one has taken of oneself

**Difficult** : not easy to understand

**Pretty** : attractive

**Exercise Time**

**A. Answer the following questions.**

- a. What did the poet try to take?
- b. When did the poet take a selfie?
- c. What did he do with his selfies?
- d. Did the poet succeed to get a selfie?
- e. Have you ever taken a selfie?



**B. Find their meanings.**

- a. Internet .....
- b. Difficult .....
- c. iPad .....



**C. Fill in the blanks with the correct words.**

- a. I.....one with my laptop  
And saved it on the computer.
- b. At last I got few .....  
..... the best ones yet.



**D. Tick (✓) the right options**

- a. In the poem, the.....tried to take a selfie.
  - i. puppy
  - ii. poet
  - iii. parrot
- b. The poet took a selfie when he was
  - i. parents
  - ii. friends
  - iii. all alone




c. In the poem, the poet thought himself to be

i. wiser

ii. prettier

iii. thinner

**E. Match the following.**




Laptop




Camera



ipad

 **Let's enjoy the poem**

**Create your own family selfie in the box below and write a 'catchy' title for your family.**





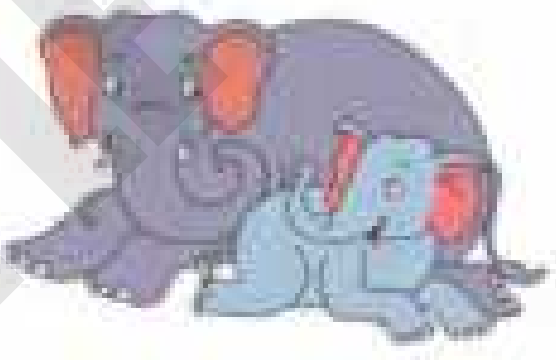
## Writing Skill

Write two sentences to describe each picture.

1. ....  
 .....  
 .....  
 .....



2. ....  
 .....  
 .....  
 .....



## Reading Skill

Reading these sentences and answer the questions.

1. "I guess i'm not pretty, I thought that I was cuttier."  
 (i) Who is 'I' in above lines. Who said these words?  
 (ii) What did the speaker guess?  
 (iii) What did the speaker think to be?
2. "At last I got few selfies perhaps the best one yet."  
 (i) Who got a selfie?  
 (ii) How was the selfie?  
 (iii) Is the speaker happy with his selfie?





# Fox and A Crane



## Learning Objectives

- Learn the golden rule of conduct.
- Understanding that tricks can be dangerous.


## Warm-up

Look at the half-drawn picture and complete the picture. Fill in the colours and write the name of the animal.



## Instruction for Discussion

- Ask children to identify the image and complete the picture with dotted lines.



Once upon a time, there lived a fox in a jungle. He was very cunning. He often played tricks on other animals. Also, there lived a crane just a short distance away.



One day, the fox invited the crane to dinner. He made delicious meat curry and served it in two plates. He finished it in two plates. He finished his share soon. The crane tried hard to eat the curry from his plate but he failed because of his long beak. He felt very sad. He decided to teach the fox a lesson.



After few days, the crane again invited the fox to the dinner. He made delicious soup and put it into two jars. The jars had narrow mouth.

This time, the crane drank his share easily. But the fox could not drink the soup as the jar had a narrow mouth and remained hungry. The fox thought, "The crane is cleverer than me. I shall never play tricks on other animals."



### Find Meaning

**Cunning** : tricky

**Distance** : the length of the place




**Delicious** : tasty

# EXERCISES

## Creative Expression

*Tell Your Story*

Look at the pictures below showing the neighbours living together in a community.



## CROSS-CURRICULAR CONNECT

## Learning by Doing

Write meaningful sentences using the words given below.

- a. cunning : .....
- b. delicious : .....
- c. sad : .....
- d. drink : .....



**Critical Thinking**

*Let's Play a Game!*

Here, some riddles are given for you to answer. Work in pairs and try to solve them as soon as possible. The team which solves all the riddles correctly first will be the winner. Let's see how smart you are! Best of Luck!

It has a long neck. It is also the name of the land transport.

.....  
.....

I have three letters.

Cut one off and I

Become stronger, cut

Two off and I become

Ten. Who am I?

**Logical Decision-making**

The crane tried hard to eat the curry from his plate but he failed because of his long beak. The fox remained hungry and could not drink the soup as the jar had a narrow mouth. What is another way the fox could have made the soup?





## Exercise Time

### A. Answer the following questions.

- Who used to play tricks on other animals?
- What did the fox serve to the crane?
- What did the crane serve to the fox?
- Who taught a lesson and to whom?

### B. Find their meanings.

- Finished .....
- Share .....
- Lesson .....



### C. Fill in the blanks with the correct words.

**jungle      dinner      narrow      cunning**

- There lived a fox in a..... .
- The fox was very..... .
- The fox invited the crane to the..... .
- The jars had..... .

### D. Tick (✓) the right options

- The crane invited the fox to the
  - breakfast
  - lunch
  - dinner
- How many jars were used in the story?
  - one
  - two
  - three



c. Which of these animals has a long beak?

- i. sparrow  ii. parrot  iii. crane

**Conceptual Understanding**

Draw a happy face for a true sentence and a sad face for a false sentence.

1. Fox and Crane are friends. ....
2. Fox made pizzas for dinner. ....
3. Crane didn't eat the food. ....
4. Fox ate all the food that the crane cooked. ....

**COMMUNICATION**

**Writing Skills**

Look at the pictures and complete the sentences.

This is a.....

It is our National.....

A baby tiger is called.....

The tiger looks like a.....

So, it is called the big.....





12

# Dinner with Father



## Learning Objectives

- We should respect our elders.
- We should not judge others on the basis of their appearance.

### Warm-up

Complete this family tree by pasting pictures of your family members.



### Instruction for Discussion

- Ask children to fill this family tree and talk about their family members.

One day, a son took his old father to a restaurant for an evening dinner. His father was very old and weak. While eating food, the old man dropped food on his shirt and trousers.



Other diners watched him in disgust while his son was calm.



The old father took long time to finish his dinner. His son was not at all embarrassed. He took his old father to the washroom, wiped the food particles, removed the stains, combed his hair and fitted his spectacles firmly.

When they came out the entire restaurant was watching them in dead silence. The son paid the bill and started walking out with his father.

At that time, an old man amongst the diners called out to the son and asked him.

"Don't you think you have left something behind?"

The son replied "No Sir, I haven't"

The old man retorted, "Yes you have! you left a lesson for every son and hope for every father."

The restaurant was silent.



### Find Meaning

- weak** : *lacking the strength of body*  
**disgust** : *the feeling of dislike*  
**embarrassed** : *something that causes to feel foolish or stupid*

## EXERCISES

### Creative Expression

*Tell Your Story*

You must go to a restaurant or any place with your parents. You must have had fun with them. Share about your outing, the fun you had, and the things you ate with your classmates.



## CROSS-CURRICULAR CONNECT

### Learning by Doing

#### Max the Dog

Jen has a brown dog. Her dog's name is Max. Max likes to play with the ball. Jen throws the ball. Max brings it back.



Max lies on the bed. This makes Jen's mom mad. She wants Max to lie on the floor.

One day Max got lost. Jen looked all over for him. She walked up the street and down the street. She yelled, "Come home, Max!" She found Max! He was in the park. He was happy to see Jen.

Which pet animal do you like?

How do you take care of your pet animal?



## Critical Thinking

*Let's Play a Game!*

This is Peter's family. Peter has fun playing chess with his mother.



This is Margarete's family. They enjoy playing Ludo in the house.

Which indoor game do you play with your family? Discuss with your friend and write the name of the indoor games played by you and your friends. Also, mention the relation of the family member with whom the game is played.

Game

Family Member

1. ....

2. ....



**Logical Decision-Making**

Read the following paragraph and help your friend Poonam answer logically about her family type.

I am Poonam Singh. I live with my parents and elder brother. My grandparents do not stay with us but visit us whenever they get a chance. We all have the same family name, though we do not live with each other.

Family type- Joint/Nuclear.....

Reason.....

**Exercise Time**

**A. Answer the following questions.**

- a. Why did the son take his old father to a restaurant?
- b. Was the old man's son embarrassed for his old father?
- c. Who paid the bill?
- d. What lesson did you learn from the story?

**B. Find their meanings.**

- a. Wipe .....
- b. Particles .....
- c. Stain .....
- d. Family .....



**C. Fill in the blanks with the correct words.**

- a. His father was very old and.....
- b. His father dropped his food on his shirt and .....
- c. The son combed his hair and helped him fit his .....

**D. Tick (✓) the right options**

a. One day, a son took his.....to a restaurant.

- i. old father
- ii. old mother
- iii. both of them

b. The old man dropped food on his

- i. shirt
- ii. trousers
- iii. both of these

d. The old man's son left hope for.

- i. every son
- ii. every father
- iii. every mother

**E. Match the following.**




Dish



Bill




Spectacles

 **Conceptual Understanding**

Based on your reading of the story, arrange the given sentences in the correct sequence of their happenings by writing the number in the given spaces.

- a. An old man asked the son if he had forgotten something.
- b. His father dropped food on his clothes.
- c. The son took his father to a restaurant to have dinner.
- d. His son cleaned his clothes in the washroom.

**COMMUNICATION**

 **Writing Skills**

Talk to your grandmother or grandfather. Find out the following.

- a. What is the name of your grandmother/grandfather? .....
- b. What is his/her age? .....
- c. What was the name of his/her school? .....
- d. What is his/her favourite food? .....
- e. What is his/her favourite game? .....





13

# Machines all Around



## Learning Objectives

- Importance of science in our lives.
- Different works of machines.

The washing machine goes  
swish-swash-swish

The fridge and the freezer go  
mmmmmm

The mobile rings,  
the radio sings

The vacuum cleaner goes  
vrooom

The tumble dryer goes  
whumpety flump

The toaster just goes pop!

The DVD hums,  
and the TV runs

And they all go on  
Till they stop.

- Kuthy Henderson



## Find Meaning

- freezer** : a place in fridge to keep food and other things frozen
- tumble dryer** : a machine to dry-wash clothes
- hums** : a low continuous sound



## Exercise Time

### A. Answer the following questions.

a. What does a washing machine do?

.....

b. Why do we use a mobile phone?

.....

c. What is the name of the poet?

.....

### B. Find their meanings.

a. Toaster

.....

d. Freezer

.....

b. Television

.....

e. Cleaner

.....

c. Machine

.....

f. Mobile

.....

### C. Fill in the blanks with the correct words.

a. The DVD .....

And the TV .....

b. The ..... dryer goes

..... flump

c. The ..... rings

The radio sings.



## D. Tick (✓) the right options

a. What is the sound of a washing machine?

i. swish-swash-swish  ii. swoosh-swish-swoosh

iii. Swash-swush-swash

b. What does the fridge do?

i. cook  ii. freeze  iii. both a and b

c. What does the vacuum cleaner do?

i. clean  ii. arrange  iii. none of the above

## E. Match the following.



Oven



Washing machine



Vacuum cleaner

## Writing Skills

Write 5 lines on your favourite machine.

1. ....
2. ....
3. ....
4. ....
5. ....

## Reading Skills

Read the rhyme with your partner in the classroom and discuss its meaning.

Here we are at a point in time  
Reading through this book of rhyme.  
But with my fancy machine time.  
We can travel to eleven thirteen.  
All these gears will spin around me  
Then this clock will make a sound,  
Back and forth we'll go in time around  
Before we arrive at the end of the rhyme.  
Show me a future where I can shine.





# Best Friends




## Learning Objectives

- Friendship is true wealth.
- Greediness leads to bad circumstances.

### Warm-up

Join the dots of the figures. Name and colour them. Do this activity with your best friend and let them create a short poem on it.



### Instruction for Discussion

- Ask children to define good qualities of their best friend. Let them discuss in the classroom.

Once upon a time, there lived four friends. A fox, an eagle, a mouse and a tortoise. This is a story of friends and their friendship how they used their wisdom against their biggest enemy man.

One evening, the mouse, the eagle and the fox were gossiping. Suddenly, they heard a strange noise. They all ran to see what happened exactly. When they reached there, they saw that it was their friend, the tortoise. He was trapped badly in a hunter's net!

The mouse narrated the whole plan to his friends and all agreed to the plan. The three friends were ready to help their friend at any cost.

Slowly, the fox went near the tortoise and according to their plan, she lay down on the ground and pretended to be dead and breathless.

The black big eagle flew towards the fox and pretended to peack at him so that the whole scene looked real.

The hunter rolled up his net with the tortoise inside it. As he started walking home, he saw a fox.

He thought the fox to be dead and wanted to take it home. So, he put down the net and walked towards the fox. On the other hand according to the plan, the eagle flew round and round the fox. He flapped his wings and did not let the hunter go near him.



The mouse crept up to the tortoise and started biting the net with his sharp teeth. While the eagle kept the hunter busy the mouse set the tortoise free.

Once the tortoise had escaped, the eagle let out a loud caw and flew away. The fox too got up and ran away quickly.



The hunter was stunned. He went back to the tortoise. But he found that the net was torn and the tortoise had gone.

The four friends were happy because finally they were successful in their plan. It was a victory of their wisdom, team work and true friendship.



### Find Meaning

**wisdom** : intelligence

**enemy** : a person who does not like another much

**strange** : weird

**trapped** : caught in something

## EXERCISES

### Creative Expression

*Tell Your Story*












Have you ever been to a picnic with your friends organised by your school? Share your feelings about that picnic. Also, mention different activities that you enjoyed with them.



### CROSS-CURRICULAR CONNECT

### Learning by Doing

Draw 😊 for the things that your best friend likes. Draw 😞 for the things that he/she does not like.

|   |   |  |   |
|---|---|--|---|
|  <input type="radio"/> |  <input type="radio"/> |  <input type="radio"/> |  <input type="radio"/> |
|  <input type="radio"/> |  <input type="radio"/> |  <input type="radio"/> |  <input type="radio"/> |
|  <input type="radio"/> |  <input type="radio"/> |  <input type="radio"/> |  <input type="radio"/> |

## Critical Thinking

*Let's Play a Game!*

Do this activity with one of your best friends. Read the actions given in the boxes. Colour the boxes with actions that both of you have done.

|                               |                              |                      |
|-------------------------------|------------------------------|----------------------|
| Gave food to an animal        | Learned swimming             | Went to a carnival   |
| Participated in a competition | Went for a picnic            | Played an instrument |
| Planted a tree                | Drew on a wall with a crayon | Went to a water park |
| Flew a kite                   | Baked a cake                 | Solved a puzzle      |

## Logical Decision-Making

Here are some riddles given. Your teacher will divide the class into groups of four. Solve them with the help of your friends. The group which solves the puzzle first will be the smartest of all.

How do you express your love to your mother?



How many times can you subtract 10 from 100?

Why are teddy bears never hungry?



You can keep it only after giving it away to someone else. What is it?

**Exercise Time**

**A. Answer the following questions.**

- a. Which two animals did the hunter want to take home?
- b. Why can we say that the four animals were true friends?

**B. Find their meanings.**

- |                  |                     |
|------------------|---------------------|
| a. Hunter .....  | e. Eagle .....      |
| b. Pretend ..... | f. Tortoise .....   |
| c. Flapped ..... | g. Victory .....    |
| d. Stunned ..... | h. Friendship ..... |

**C. Fill in the blanks with the correct words.**

- a. The four friends were.....
- b. The tortoise was trapped in a hunter's .....
- c. The .....had a plan.



d. The fox pretended to be .....

e. The eagle flew around and round .....

**D. Tick the right options.**

1. Who was animals' biggest enemy?

a. lion  b. man  c. fox

2. Who narrated the plan?

a. eagle  b. fox  c. mouse

3. What happened in the end?

a. the hunter caught all of them.

b. the hunter got scared.

c. all of the friends escaped from the hunter.


**E. Match the following.**



kuk-kuk-kuk



Hissing



Growling



Scratching

# Model Test Paper-1

Time: 1 Hour

MM: 30

## Section-A (Reading)

1. **Read the following passage and answer the questions on the basis of your reading:**

Once two close friends were passing through a Jungle. One was fat and the other was thin. When both reached the middle of the Jungle. Suddenly they saw a bear coming towards them.

The thin friends climbed a tree but the fat one could not climb. So, he lay on the ground like a dead body. The bear came and heard him. It saw the lying body.

It sniffed at the ear of the fat boy and went away. The thin friend got down from the tree. He asked the fat boy what the bear told in his ears. The fat friend said that he was saying to be aware of selfish friends.

- a. Who is a friend?

.....

- b. Who climbed the tree?

.....

- c. What are the five qualities of a friend?

.....

## Section-B (Grammar)

2. **Circle the Noun and make sentences using nouns.**

|     |       |       |      |      |
|-----|-------|-------|------|------|
| the | big   | Tom   | bus  | door |
| cat | stick | ate   | win  | this |
| on  | child | apple | mom  | pen  |
| rug | go    | is    | one  | how  |
| dog | bike  | sun   | desk | room |



### Section-C (Writing)

3. Look at the picture and write a composition about it. Give a suitable title to your composition.



### Section-D (Literature)

4. Tick the correct options.

a. On which day does Amol's family board the train?

(i) Sunday

(ii) Monday

(iii) Tuesday

b. Where do they take a rest for the whole day?

(i) in a tent

(ii) in a hotel

(iii) under a tree

c. What do you use to wash your hands?

(i) Water

(ii) Soap

(iii) Both a and b

d. What do you say when you make a mistake?

(i) thank you

(ii) please

(iii) sorry

5. Answer the following questions:

a. Which two animals did the hunter want to take home?

b. How does a seed grow into a plant?

b. What does the sunshine say to the seed?

d. What did the children paint in school?

e. Where does Amol's family go for a holiday?

# Model Test Paper-2

Time: 1 Hour

MM: 30

## Section-A (Reading)

1. Read the following passage and answer the questions on the basis of your reading:

Once there was a dog carrying a piece of meat in his mouth. He was passing through a Jungle. He was crossing a bridge. Suddenly he saw his own Shadow in the river water

After a while, he thought that another dog is carrying a piece of meat. He tried to snatch that meat also. He barked and the piece of meat fell into the river.

- a. a. Who is greedy in the story?

.....

- b. What did the dog do when he see his shadow in the river?

.....

- c. Write the antonym of ignore from the passage.

.....

## Section-B (Grammar)

2. Find the adjectives and make sentences using adjectives.

- a. The girl is beautiful.
- b. The apple is sweet.
- c. The cat is naughty.
- d. The rabbit is fast.
- e. The hat is colourful.



### Section-C (Writing)

3. Look at the picture and write a composition about it. Give a suitable



### Section-D (Literature)

4. Tick the correct options.

a. On which day, did Sumit and Liza go to their uncle's farm with their parents?

(i) Monday       (ii) Wednesday       (iii) Sunday

b. Who of the following were Sumit and Liza's friends?

(i) Jay       (ii) Pooja       (iii) Both

c. What happened to the crayon?

(i) it broke       (ii) It got lost       (iii) both a and b

d. How did the boy respond?

(i) he didn't care       (ii) he got angry       (iii) he shouted at he

5. Answer the following questions:

a. Who was waiting for the family?

b. What fields did the children see at the farm?

c. What did the clever crow find?

d. How did the water come to the top of the jug?

e. Were the other crows ashamed of their behaviour?